



Companion Worksheets

Connect the Dots

Worksheets to match the connect-the-dots activity in the Ready to Print app for iPad, Android, and Kindle tablets.

Worksheets also available for shapes, paths, touch and drag, letters, and numbers. Visit readytoprintapp.com to download worksheets for free.





The content of these worksheets and the Ready to Print name and logo are copyright © 2022 Essare LLC. These worksheets are licensed under the Creative Commons Attribution-NoDerivatives 4.0 International License. See <http://creativecommons.org/licenses/by-nd/4.0> for the license.

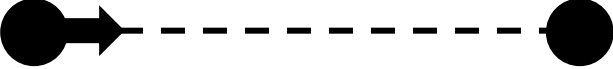



**You may print and use as many copies of these worksheets as you need.
You may freely share these worksheets in their original electronic format.**

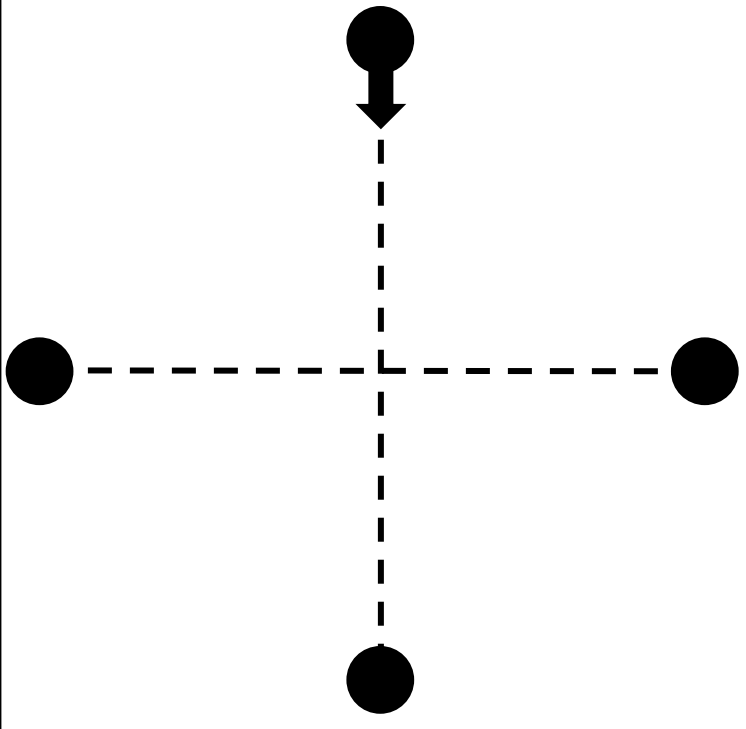



This header page and the header and footer on each worksheet must be included in original form. You may not distribute the content contained herein as part of any other work, in whole or in part. Refer to the license for additional terms and conditions.



Version 2.0 02-2022

 <p>A large cross shape formed by dashed lines. A solid black dot is at the top center of the vertical line, with a downward-pointing arrow above it. Another solid black dot is at the bottom center of the vertical line. Two solid black dots are on the horizontal line, one on the left and one on the right.</p>	 <p>A large cross shape formed by dotted lines. A solid black dot is at the top center of the vertical line. Another solid black dot is at the bottom center of the vertical line. Two solid black dots are on the horizontal line, one on the left and one on the right.</p>
 <p>A large cross shape formed by dotted lines. A solid black dot is at the top center of the vertical line. Another solid black dot is at the bottom center of the vertical line. Two solid black dots are on the horizontal line, one on the left and one on the right.</p>	 <p>A large cross shape formed by dotted lines. A solid black dot is at the top center of the vertical line. Another solid black dot is at the bottom center of the vertical line. Two solid black dots are on the horizontal line, one on the left and one on the right.</p>

